



Versant™ 3100 Press

Do more. With more.

Every business is looking to do more.
How you define “more” is unique to you.
But how you achieve it is consistent.
The Versant™ 3100 Press.

The Versant™ 3100 Press has been engineered from the ground up with all the newest technology to consistently let you do more. How? At the top of the list is more automation, designed to make your work effortless, accurate and efficient. With the market’s shifting emphasis toward short runs and quick turnarounds, success comes through processing many more jobs in a shift and in a day than in the past. The key to helping you do it efficiently is automation.

The Versant™ 3100 Press is designed to let you answer those increased challenges as your customers ask for more. Because that is another thing that is consistent – business pressure is not going away. It promises to get more demanding every day.

With the Versant™ 3100 Press, you can respond with more confidence.
More performance. More quality. More versatility.



To tackle more pressure, you need more performance. Automation is the key.

Changes in the print marketplace have increased the challenges you face every day. Faster turnaround times. More competition. Price wars. Internal cost reductions. Online distribution. You simply cannot do business the same way anymore.

The very nature of the jobs you print has changed, in their complexity, their urgency, their personalisation and in the frequency that they are printed.

It all adds up to the need to process many more jobs in a day than you ever have before. That adds pressure on everyone throughout the print process from the salespeople who bring in the volume to the operators who produce the jobs.

It will not be news to you that it means more pressure from beginning to end. More pressure to find jobs. More pressure to produce jobs.

BUT MORE OPPORTUNITY AS WELL

With the right tools, this new environment means greater opportunity. At the simplest level, it is because not many in the industry have grasped what that change means, and what it needs.

IT MEANS AUTOMATION

When you tap into this burgeoning demand for short runs, quick turnarounds and personalised print, and have the hundreds of jobs you need to print in a day to get a return on your investment, the sobering truth can settle in. Fifty to hundred or more jobs in a day simply cannot be produced using the same processes and equipment as in the past.

The Versant™ 3100 Press brings together automation from beginning to end to make it possible – and productive – to produce the greater number of smaller jobs that now characterise the print marketplace.

- Automation that makes job setup faster
- Automation that makes it easier to get outstanding, consistent colour
- Automation that opens up new areas of finishing versatility

YOU CANNOT MAKE MORE HOURS IN A DAY. BUT YOU CAN MAKE BETTER USE OF THE 24 THAT EXIST.

More performance takes the finite resource of time and multiplies it to make more out of every shift and more out of every customer relationship.

In many areas, the Versant™ 3100 Press ups your performance with integrated workflow, precision automation, broad media support and distinctive image quality.

POWERFUL WORKFLOW CHOICES

Your workflow is unique – a combination of the customers, the demands, the jobs, the equipment and the processes that are exclusive to your business. Because of that, we offer a choice of print servers that can be combined with a range of apps and solutions to provide a highly customisable workflow and create highly efficient results.



Stunning image quality that keeps customers coming back for more.

Quality has always been and will always be one of the most important criteria your customers use to evaluate a printing solution...and to evaluate you. We appreciate that but we also appreciate you cannot slow your operation to achieve outstanding image quality. So the Versant™ 3100 Press uses new levels of sophistication and automation to make achieving outstanding image quality easier than ever.

POWERFUL COLOUR MANAGEMENT TECHNOLOGIES BUILT INTO THE PRESS

Confident Colour is a collection of the finest colour management technologies, designed and refined to deliver more outstanding colour and more saleable output. Confident Colour allows you to emulate a range of industry standards such as GRACoL® and Fogra and adhere to PANTONE® standards so you can accurately match colours, from job to job, shift to shift, and from press to press.

ULTRA HD IMAGE QUALITY FOR ULTRA-SATISFIED CUSTOMERS

Fuji Xerox digital presses have already been proven to deliver vibrant image resolution at 2400 x 2400 dpi for excellent sharpness and uniformity. The Versant™ 3100 Press' Ultra HD Resolution increases RIP resolution, sending data to the press at up to 1200 x 1200 x 10.

By rendering at a higher dpi, Ultra HD Resolution preserves fine details in graphic fills, continuous sweeps, line art and text. The more pixels moved by the RIP to the print engine, the more customer-pleasing details are resident within the job that makes it into the customer's hands. The Stochastic screen creates offset-like output enabling even easier migration to digital.

CLOSED LOOP PROCESS CONTROLS

The Versant™ 3100 Press features a closed loop process of density patches on the Intermediate Belt Transport (IBT) and sensors that constantly monitor the system and make quality adjustments on the fly. The result is higher quality with no operator involvement and a positive impact on your productivity.

COMPACT BELT ROLL FUSING UNIT

The Versant™ 3100 Press' compact belt roll fusing unit allows you to maintain excellent image quality on a wide variety of stocks up to 350 gsm. The fusing unit uses uniform heat and pressure transfer technology to optimise image quality features such as solids, tints and halftones.

Like so many of the innovations in the Versant™ 3100 Press, the compact belt roll fusing unit simultaneously delivers more uptime and performance while ensuring the image quality your customers demand.



Automation brings repeatable colour and frees operators to do more.

GIVE TIME BACK TO YOUR OPERATORS WITH A FULL WIDTH ARRAY

The Versant™ 3100 Press' Full Width Array inline sensor provides key functions that automate otherwise time-consuming setup tasks. These automated adjustments are easy, integrated and fast and they help your operators ensure the system is ready for optimal performance before jobs start running, minimising costly interruptions and maximising performance.

BASELINING THE PRESS

To help the press achieve optimal performance from the first job, the Versant™ 3100 Press performs colour Tonal Reproduction Curve (TRC) calibration and Density Uniformity adjustments to reduce waste and a considerable amount of operator intervention while consistently meeting image quality expectations.

REGISTRATION PROFILING

Consistent alignment is critical for all stocks and for removing image-to-paper alignment defects. The Versant™ 3100 Press' automated image-to-media alignment function replaces the time-consuming and iterative procedure of having to print, measure and manually adjust individual settings.

TRANSFER VOLTAGE ADJUSTMENT FUNCTION

If a toner image is not optimal when transferred onto paper, you can adjust the transfer voltage.

Determining the optimal transfer voltage is often very taxing. Full Width Array automatically analyses the measurement chart and selects the values with the best balance for each colour. This both simplifies the adjustment process, while ensuring outstanding image quality on a range of stocks, including special stocks that are hard to handle.

COLOUR MANAGEMENT

Without the Full Width Array, colour management requires a number of time-consuming, productivity-reducing steps. With the automation of the Full Width Array, test print values are read automatically, allowing you to easily create revised colour calibration profiles.

AUTOMATED EXCELLENCE

The Versant™ 3100 Press features the Automated Colour Quality Suite (ACQS) with its Full Width Array that gives you more quality and more consistency automatically. It is designed with built-in automation to deliver colour accuracy and repeatability while increasing productivity and available press time.

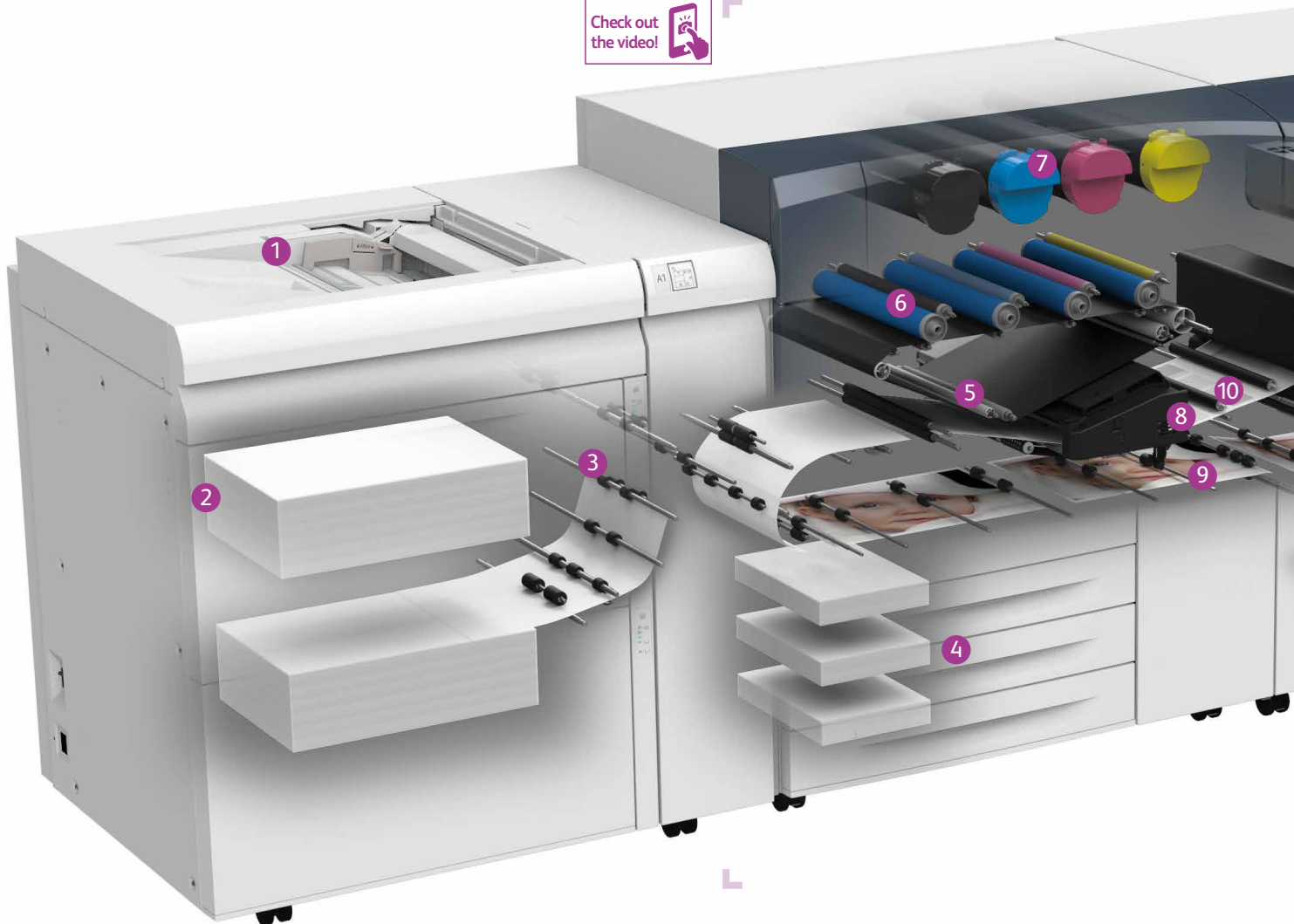


Full Width Array Photo Inline Sensor delivers three functions that automate otherwise time-consuming setup tasks: Colour Control, Image to Media Alignment and Colour Management via ACQS.

Versant™ 3100 Press

More Features That Drive Results

Check out
the video!



1

Bypass Tray

Provides an extra 250 oversized sheet capacity, expanding the total number of pick points to eight for added production flexibility.

2

High Capacity Feeder C3-DS

A module with two 2000-sheet trays accommodates an array of heavyweight and specialty media stocks. Auto-Tray Switching and reload-while-run capabilities optimise press time.

Available with optional 2nd High Capacity Feeder C1-DS for even more capacity and pick points.

3

Customer Adjustable Alignment

Keeps registration with a tight tolerance using electronic control over skew, perpendicularity and lead-edge adjustments.

Production Accurate Registration (PAR)

Provides consistent front-to-back registration automatically, from page to page and run to run.

4

Paper Feed Module

A module with three 550-sheet trays accommodates stocks weighing between 64 - 256 gsm.

Together with the Bypass Tray, High Capacity Feeder C3-DS and optional 2nd High Capacity Feeder C1-DS, the Versant™ 3100 Press holds a total of 9900 sheets of paper.

5

Seamless Intermediate Belt Transfer

Provides even greater versatility, speed and reliability across a wide range of media and applications.

6

Bias Charge Rolls/ Long Life Photoreceptors

This innovation provides more uniform charge to the photoreceptor to deliver more stable print quality within a page and from page to page. Self-cleaning technology optimises press availability while maintaining high print quality standards.

7

Load-While-Run "Low Gloss" Toner

Improves productivity because you don't have to stop when loading toner. A reservoir holds enough toner to continue operation while you load new toner cartridges.

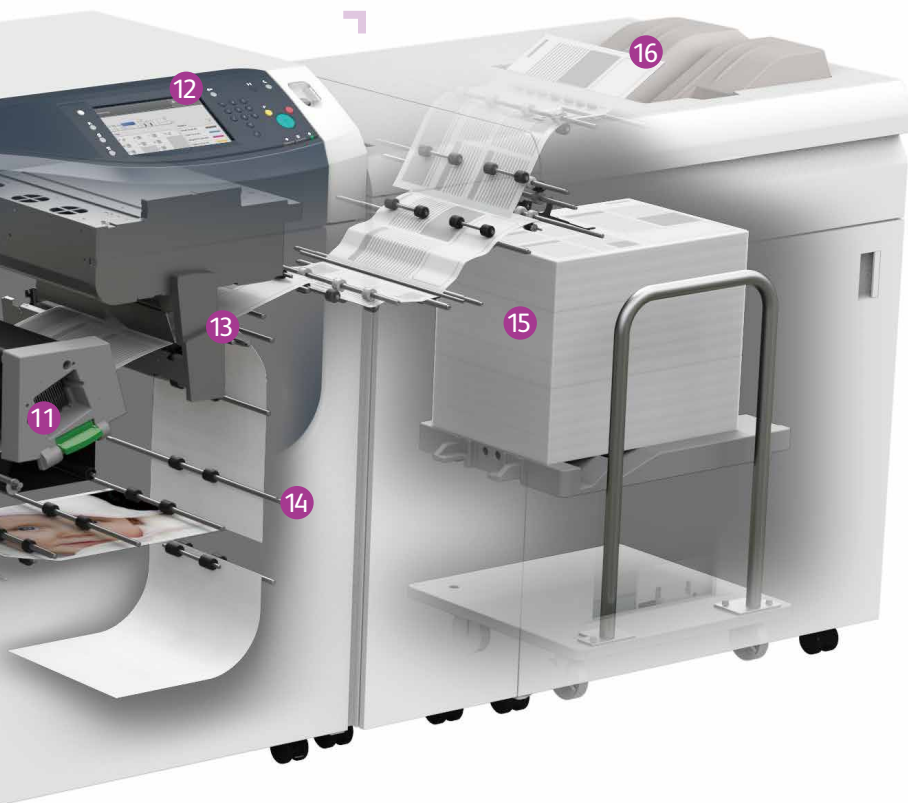
Emulsion Aggregation (EA) Low Melt Toner

Chemically grown, small, consistent particles produce great quality while a low gloss formulation gives all your applications a smooth offset-like finish. Requires less power to fuse to a variety of stocks.

8

Compact Belt Roll Fusing Unit Assembly

Provides the uniform heat and pressure needed to fuse images onto a wide variety of stocks up to 350 gsm.



We put more of our industry experience and innovation into every part of the Versant™ 3100 Press. It is in those details where you find the excellence of the solution whether you are looking to cut costs or increase revenue. Or both.

9

Paper Path

Including the stainless steel inversion and duplex paths, plays an important role in supporting benchmark image quality, reliability and speed. Customer adjustable settings let you fine tune image positioning.

Auto Sheet Clearing

Provides simple, efficient and virtually hands-free jam recovery.

10

Fully Automated Output Decurler

Provides consistent and reliable output quality. Programmable settings let you define parameters for specific stocks, ensuring flat output that is ready for finishing.

11

Compact Cooling Module

Enables maximum productivity by cooling stocks at rated speed so applications can be finished immediately.

12

Integrated User Interface

Provides access to press controls and statuses. Also provides access to Full Width Array Colour Control functions.

13

Full Width Array Inline Sensor

Integrated RGB scanner delivers three functions that automate otherwise time-consuming setup tasks: Colour Control, Image to Media Alignment and Colour Management via ACQS.

14

Ultra HD Resolution

The combination of rendering resolution (1200 x 1200 up to 10-bit) and imaging resolution (2400 x 2400) with expanded halftone screens yields a smoother, crisper resolution of objects and improved graphic fill sweeps.

15

High Capacity Stacker

Provides production stacking capabilities by supporting all media regardless of size and weight. Removable cart adds unload-while-run capability maximising press time.

16

Output Tray

Provides quick and easy access for short runs and proofs.

Various paper sizes and post-processes meet the diversified needs of customers.

VERSATILE MEDIA HANDLING

Your ability to respond to your customers' demands increases with the variety of stocks that you can run. And the Versant™ 3100 Press handles a wide range of media so you can produce an impressive range of jobs – coated and uncoated papers, bright papers, labels, business cards, glossy brochures, window decals, durable/synthetic papers, greeting cards, tabs, embossed, polyesters and custom solutions from 52 to 350 gsm.

SUPPORT FOR BANNER PRINTING

You can print on larger media with the Versant™ 3100 Press, which is capable of handling paper sizes up to 660 mm in length.

A WIDER VARIETY OF OPTIONS FOR A WIDER VARIETY OF FINISHED JOBS

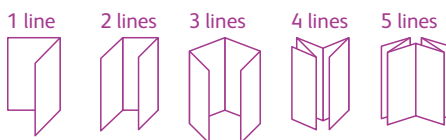
As the number of jobs coming into your shop grows from a handful to dozens or even hundreds a day and as they come in more shapes and sizes, you just cannot afford to have manual labour handling each job. The Versant™ 3100 Press offers a wider variety of finishing options to provide automation that keeps you productive while saving time and reducing costly errors.

ENABLES FIVE FOLDS AND RESPONDS TO FLEXIBLY TO ACCORDION FOLDING*

Free folding lines such as mountain folds and the valley folds up to five lines enable creative products with accordion folding. Making lines before folding suppresses broken toner and maintains printing quality.

* Optional Crease/Two-sided Trimmer D2 makes folding lines. Papers should be folded manually.

[Example of creasing]



ENABLES INSERTIONS OF COVERS WITH VARIOUS PAPER WEIGHTS FROM THIN TO THICK PAPER

Enables the cover and slip sheet with the size of oversized A3 to be inserted. Corresponds to wide varieties of paper weights from 52 to 350 gsm. Enables original bindings with cover with dignified thick paper and smooth-textured thin paper.

* Optional Inserter D1 is required.

ALLOWS BOLD DESIGN OF FULL BLEED PHOTO WITH FULL BLEED TRIMMING OF PAPER UP TO 350 GSM*


Realises beautiful booklet finish with full bleed trim corresponding to up to 350 gsm. Trims margins at the top, bottom and face edge allowing image-rich design with photo on the full bleed.

* Optional Crease/Two-sided Trimmer D2 and SquareFold® Trimmer D1 are required.



Meets the creative needs such as full bleed trim, creasing and cover insertion up to oversized A3.


FEEDING OPTIONS




Multi Sheet Inserter for Banner Print:
Long paper feed.
Supports sheet sizes up to 330 x 660 mm.




2nd High Capacity Feeder C1-DS:
Adds 4000 sheets in sizes of up to 330 x 488 mm (up to 350 gsm).




Inserter D1:
Inserts cover/sheet.
Supports sheet sizes up to 330 x 488 mm and paper weight up to 350 gsm.




High Capacity Stacker:
5000-sheet stacking for long production runs.



Crease/Two-sided Trimmer D2 or Two-sided Trimmer D1:
Cuts top and bottom edges. Connection with SquareFold® Trimmer D1 allows full bleed trimming. Crease/Two-sided Trimmer D2 can make “folding lines”.



Finisher D6, Finisher D6 with Booklet Maker, or Finisher D6 Plus:
This finishing module enables coated booklets, brochures and more, as well as stacking and stapling. Even more versatility can be obtained with the addition of the optional hole punch, tri-fold and z-fold module for this finisher.



SquareFold® Trimmer D1:
Enhances the power of the Finisher D6 with Booklet Maker with highly desired features, such as square fold of cover sheets and face trimming to produce booklets.

FINISHING OPTIONS




Offset Catch Tray:
500-sheet stacking.



Long Catch Tray:
Long paper output.

Note: Long paper is fed from the Bypass Tray (standard) or Multi Sheet Inserter for Banner Print.
Note: Refer to Functions & Specifications in pages 10 and 11 for options and trays available for long paper output.
Note: For 3rd Vendor Finisher, please contact your local Fuji Xerox representative.



Versant™ 3100 Press Functions & Specifications

Basic Specifications / Print Function

Item	Description
Colour Capability	Full Colour
Printing Resolution	2400 x 2400 dpi
Continuous Print Speed ^{*1}	A4 100 ppm A3 52 ppm
Paper Size ^{*2}	Tray 1, 2, 3 Standard size : Max A3, Min A5 Custom size : 140 x 182 mm to 330 x 488 mm Bypass Tray ^{*3} (Tray 5) Standard size : Max A3, Min A6 Custom size : 98 x 148 mm to 330 x 660 mm Tray 6, 7 ^{*4} Standard size : Max A3, Min A6 Custom size : 98 x 148 mm to 330 x 488 mm
Paper Weight	Tray 1, 2, 3 64 to 256 gsm Bypass Tray ^{*3} (Tray 5) 52 to 300 gsm ^{*5} Tray 6, 7 52 to 350 gsm
Paper Tray Capacity ^{*6}	Standard 550 sheets x 3-tray + 2000 sheets x 2-tray + Bypass Tray ^{*3} 250 sheets Optional 2nd High Capacity Feeder C1-DS 2000 sheets x 2-tray Max 9900 sheets (Standard + 2nd High Capacity Feeder C1-DS)
Output Tray Capacity ^{*6,7}	500 sheets
Power Supply	2 Power Main Unit: AC200-240 V +/- 10 %, 24 A, 50/60 Hz common High Capacity Feeder C3-DS: AC100-120 V +/- 10 %, 6 A, 50/60 Hz common, AC220-240 V +/- 10 %, 4 A, 50/60 Hz common
Maximum Power Consumption	Main Unit: 5.76 kW High Capacity Feeder C3-DS: 880 W
Dimensions ^{*8}	W 2670 x D 807 x H 1110 mm
Weight ^{*8}	767 kg

Note: Tray 6, and Tray 7 are provided by standardly equipped High Capacity Feeder C3-DS. *1: When continuously printing a single document. 52 to 300 gsm, uncoated paper. Print speed may be reduced depending on conditions of output data, on whether auto image quality adjustment is performed, on whether the job includes a mixture of paper sizes and types, and other reasons. *2: Image loss width: Lead edge 4.0 mm, Trail edge 2.0 mm, Front 2.0 mm, Rear 2.0 mm. *3: Multi Sheet Inserter for Banner Print is also available for stable long paper feeding (optional). *4: When setting main scanning 98 to 182 mm paper, Post Card Kit is required. *5: 52 to 220 gsm for long paper. *6: 90 gsm paper. *7: Offset catch tray. *8: Includes main unit and High Capacity Feeder C3-DS. Excludes output tray and external print server.

Interface Decurler Module D1 (Optional)

Item	Description
Power Supply	AC100-240 V +/- 10 %, 2.5 A (100 V) / 1 A (240 V), 50/60 Hz common
Maximum Power Consumption	250 W
Dimensions	W 340 x D 725 x H 992 mm
Weight	40 kg

Note: Interface Decurler Module D1 is necessary for connecting the Finisher D6, Finisher D6 Plus, Finisher D6 with Booklet Maker or High Capacity Stacker to the Versant™ 3100 Press.

2nd High Capacity Feeder C1-DS (Optional)

Item	Description
Paper Size ^{*1}	Standard size : Max A3, Min A6 Custom size : 98 x 148 mm to 330 x 488 mm
Paper Weight	52 to 350 gsm
Feeding Capacity / Number of Tray ^{*2}	2000 sheets x 2-tray
Power Supply	AC 100 - 120 V +/- 10 %, 5 A, 50/60 Hz common AC 220 - 240 V +/- 10 %, 3 A, 50/60 Hz common
Maximum Power Consumption	660 W
Dimensions	W 988 x D 762 x H 992 mm
Weight	235 kg

*1: When setting main scanning 98 to 182 mm paper, Post Card Kit is required. *2: 90 gsm paper.

Offset Catch Tray (Optional)

Item	Description
Paper Size	Standard size : Max A3, Min A6 Custom size : 98 x 148 mm to 330 x 660 mm
Paper Weight	52 to 350 gsm ^{*1}
Paper Capacity ^{*2}	500 sheets

*1: 52 to 220 gsm for long paper. *2: 90 gsm paper.

Long Catch Tray (Optional)

Item	Description
Paper Size	Standard Size : Max A3, Min A6 Custom Size : 98 x 148 mm to 330 x 660 mm
Paper Weight	52 to 350 gsm ^{*1}
Paper Capacity ^{*2}	300 sheets (Paper length 488 mm or less) 100 sheets (Paper length 488.1 mm or more)

*1: 52 to 220 gsm for long paper. *2: 82 gsm paper.

Inserter D1 (Optional)

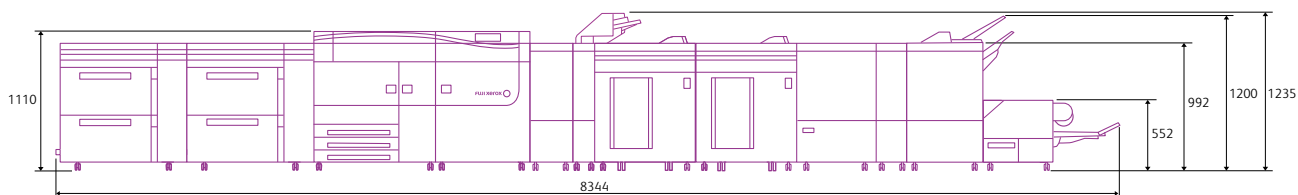
Item	Description
Paper Size	Standard size : Max A3, Min A5 Custom size : 182 x 148 mm to 330 x 488 mm
Paper Weight	52 to 350 gsm
Paper Capacity ^{*1}	250 sheets
Power Supply	Supplied from the Interface Decurler Module D1
Dimensions	W 700 ^{*2} x D 725 x H 1235 mm
Weight	45 kg

Note: Finisher D6, Finisher D6 Plus, Finisher D6 with Booklet Maker or High Capacity Stacker is required. *1: 82 gsm paper. *2: The width of the paper transfer part only when connected to the device is 165 mm.

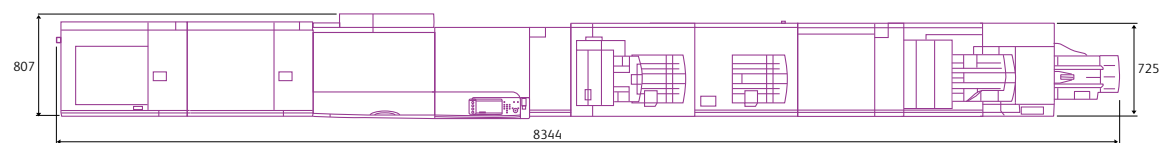
Dimensions

unit: mm

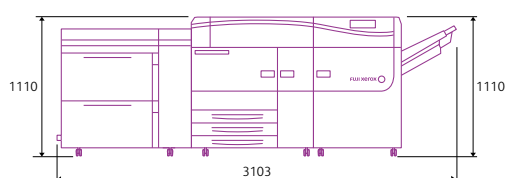
Front



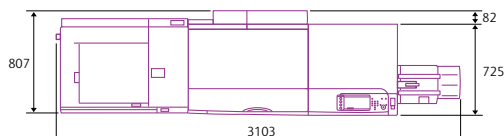
Top



Front



Top



* The dimension diagram includes the width of connectors and protrusions between the printer unit and various options.

High Capacity Stacker (Optional)

Item	Description	
Paper Capacity ¹	Output Tray	500 sheets
	High Capacity Stacker - Stacker Cart	5000 sheets
Paper Size	Output Tray	Standard size : Max A3, Min A6 Custom size : 98 x 148 mm to 330 x 660 mm
	High Capacity Stacker - Stacker Cart	Standard size : Max A3, Min B5 Custom size : 203 x 182 mm to 330 x 488 mm
Paper Weight	Output Tray	52 to 350 gsm ²
	High Capacity Stacker - Stacker Cart	52 to 300 gsm
Power Supply	AC100-240 V +/- 10 %, 1.5 A (100 V) / 0.8 A (240 V), 50/60 Hz common	
Maximum Power Consumption	192 W	
Dimensions	W 800 x D 725 x H 1042 mm	
Weight	155 kg	

Note: Interface Decurler Module D1 is required. ¹: 80 gsm paper. ²: 52 to 220 gsm for long paper.

Crease/Two-sided Trimmer D2 / Two-sided Trimmer D1 (Optional)

Item	Description	
	Crease/Two-sided Trimmer D2	Two-sided Trimmer D1
Two-sided Trim	Paper Size	Standard size: Max A3, Min A4 Custom size: 194 x 210 mm to 330 x 488 mm
	Paper Weight	52 to 350 gsm
	Trim dimensions	One side: 6 to 25 mm
Crease	Paper Size	Standard size: Max A3, Min B5 Custom size: 182 x 210 mm to 330 x 488 mm
	Paper Weight	60 to 350 gsm ¹
	Number of lines	1 to 5
Power Supply	AC100-240 V +/- 10 %, 4 A (100 V) / 2 A (240 V), 50/60 Hz common	
Maximum Power Consumption	480 W	
Dimensions	W 605 x D 725 x H 992 mm	
Weight	128 kg	118 kg

Note: Finisher D6, Finisher D6 Plus or Finisher D6 with Booklet Maker is required. Only Crease/Two-sided Trimmer D2 have crease function. ¹: When using the booklet finishing, 157 gsm or more is supported for single sheet.

Folder Unit CD2 (Optional)

Item	Description	
Z Fold Half Sheet	Paper Size	A3, B4
	Paper Weight	60 to 90 gsm
Tri-fold	Paper Size	A4
	Paper Weight	60 to 90 gsm
	Paper Capacity ¹	30 sheets
Power Supply	AC 100 - 127V +/- 10 %, 1 A, 50/60 Hz common AC 200 - 240 V +/- 10 %, 0.6 A, 50/60 Hz common	
Maximum Power Consumption	120 W	
Dimensions	W 235 x D 726 x H 992 mm	
Weight	55 kg	

¹: 82 gsm paper.

SquareFold[®] Trimmer D1 (Optional)

Item	Description	
Paper Size	Same as the paper size of the Finisher D6 booklet tray.	
Paper Weight	Same as the paper weight of the Finisher D6 booklet tray.	
Number of sheets for trim and square fold ¹	Trim	Saddle Staple : 30 sheets
		Middle-Fold : 5 sheets
		Single Fold : 1 sheet
	Square Fold	Saddle Staple : 30 sheets
Booklet Tray Capacity ²	20 sets (15 sheets bind and below), 15 sets (16 sheets bind and above)	
Power Supply	AC 100 - 240 V +/- 10 %, 0.8 A (100 V) / 0.4 A (240 V), 50/60 Hz common	
Maximum Power Consumption	96 W	
Dimensions	W 1066 x D 725 x H 552 mm	
Weight	100 kg	

Note: Finisher D6 with Booklet Maker is required. ¹: Square folding is not supported for single-folding, middle-folding and saddle stapling of less than 5 sheets. The capacity can decrease depending on type and weight of paper being used and other conditions. ²: Paper may not be accepted depending on paper type and other usage conditions.

Finisher D6 / Finisher D6 Plus / Finisher D6 with Booklet Maker (Optional)

Item	Description			
	Finisher D6	Finisher D6 Plus	Finisher D6 with Booklet Maker	
Type	Output Tray	Sort / Stack		
	Finishing Tray	Sort (Offset available) / Stack (Offset available)		
	Booklet Tray	-	-	Sort / Stack
Paper Size	Output Tray	Standard size : Max A3, Min A6 Custom size : 98 x 148 mm to 330 x 660 mm		
	Finishing Tray	Standard size : Max A3, Min A5 Custom size : 148 x 148 mm to 330 x 488 mm		
	Booklet Tray	-	-	Standard size : Max A3, Min B5 Custom size : 182 x 257 mm to 330 x 488 mm
Paper Weight	Output Tray	52 to 350 gsm ¹		
	Finishing Tray	52 to 350 gsm		
	Booklet Tray	-	-	60 to 350 gsm
Paper Capacity ²	Output Tray	500 sheets		
	Finishing Tray	[Without Stapling] A4: 3000 sheets B4 or larger: 1500 sheets Mixed size stacking ³ : 350 sheets [With Stapling] A4: 200 sets or 3000 sheets B4 or larger: 100 sets or 1500 sheets	[Without Stapling] A4: 2000 sheets B4 or larger: 1500 sheets Mixed size stacking ³ : 350 sheets [With Stapling] A4: 200 sets or 2000 sheets B4 or larger: 100 sets or 1500 sheets	
	Booklet Tray	-	-	20 sets ⁴
Staple	Capacity	100 sheets ⁵ (90 gsm or less)		
	Paper Size	Standard size : Max A3, Min B5 Custom size : 182 x 182 mm to 297 x 432 mm		
	Position	Single stapling, Dual stapling, Four-position stapling		
Punch ⁷	Number of Holes ⁶	2-hole / 4-hole punch or 2-hole / 3-hole punch (US Specifications)		
	Paper Size	Standard size : Max A3, Min B5 (2-hole punch, 3-hole punch), A4 (4-hole punch) Custom size : 203 x 182 mm to 297 x 431 mm		
	Paper Weight	52 to 220 gsm		
Booklet Finishing	Capacity ⁸	-	-	Saddle Staple: 30 sheets Middle-Fold: 5 sheets Single Fold: 1 sheet
	Paper Size	-	-	Standard size : Max A3, Min B5 Custom size : 182 x 257 mm to 330 x 488 mm
	Paper Weight	-	-	60 to 350 gsm
Power Supply	AC 100 - 127 V +/- 10 %, 3 A, 50/60 Hz common AC 200 - 240 V +/- 10 %, 1.8 A, 50/60 Hz common			
Maximum Power Consumption	360 W			
Dimensions	W 855 x D 725 x H 1200 mm	W 855 x D 725 x H 1200 mm	W 892 x D 725 x H 1200 mm	
Weight	85 kg	90 kg	105 kg	

Note: Interface Decurler Module D1 is required. ¹: 52 to 220 gsm for long paper. ²: 82 gsm paper. ³: When larger size sheets are stacked on top of smaller size sheets. ⁴: When over 17 sheets/set, the booklet tray capacity is 16 sets. ⁵: 65 sheets for sizes exceeding A4. ⁶: The possible number of holes depends on the paper size. ⁷: Optional. ⁸: The capacity can decrease depending on type and weight of paper being used and other conditions.

Finishing Transport (Optional)

Item	Description		
Power Supply	AC100-240 V +/- 10 %, 5 A (100 V) / 2 A (240 V), 50/60 Hz common		
Dimensions	W 593 x D 652 x H 1004 mm		
Weight	65 kg		

Note: Finishing Transport and Finisher D6 Plus are required for connecting 3rd Vendor Finisher to the Versant™ 3100 Press.

Notes

- Functional spare parts will be available for at least 7 years after the product is no longer manufactured.
- To comply with paper weight specifications, it is recommended to use Fuji Xerox recommended paper. Document may not be printed correctly depending on usage conditions.



Shoot an image close to this mark with your smart phone held above it, and you can view the related content. Download Fuji Xerox's SkyDesk Media Switch app to access the service. For details, see the steps shown below.

SkyDesk Media Switch*

*SkyDesk Media Switch is an application to access to our online service, 'SkyDesk Media Switch'. Shooting an image with the marking will show you the related content. For details, refer to our official website.



1 INSTALL THE APP

Access App Store/Google Play™, search for 'SkyDesk Media Switch' and download the app.

2 HOW TO USE THE APP

Start the app and enter 'Fuji Xerox' in the search box. Select 'Fuji Xerox Introduction' from the search result. Tap the camera icon to activate the shooting mode, and shoot the image below the marking, enclosed by []. Make sure the whole image is placed within the guide. Submitting the image will direct you to the content.



Application is named SkyDesk Media Switch in the Asia Pacific, while same app is named Sorata Media Switch in Europe and America.

App Store is the name of an Apple Inc. service where application software for iPhone, iPad, and iPod touch can be downloaded. Google Play is a trademark of Google LLC. All product names and company names mentioned in this brochure are trademarks or registered trademarks of their respective companies. The product specifications, appearance and other details in this brochure are subject to change without notice for improvements.

Reproduction Prohibitions Please note that reproduction of the following is prohibited by law : Domestic and foreign currencies, government-issued securities, and national bonds and local bond certificates, Unused postage stamps, post cards, etc. Certificate stamps stipulated by law. Reproducing works forming the subject matter of copyright (literary works, musical works, paintings, engravings, maps, cinematographic works, drawings, photographic works, etc.) is not permitted unless the reproduction is for the purpose of personal use, family use or other similar uses within a limited circle.



For Your Safety

Before using the product, read the Instruction Manual carefully for proper use. Use the product with the power source and voltage specified. Be sure to establish ground connection. Otherwise, electronic shock may result in the case of a failure or short circuit.

For more information or detailed product specification, please call or visit us at

Fuji Xerox Philippines, Inc.

25th Floor, SM Aura Tower,
26th St. Corner McKinley Parkway,
Taguig City 1630 Philippines
Tel. 632-878-5200

<http://www.fujixerox.com.ph/>

