



DocuCentre-V C7785 / C6685 / C5585

Premium DocuCentre models feature versatile, sophisticated performance



Fast, beautiful and more convenient Delivering top-of-the-line performance

In addition to outstanding printing productivity of 70 pages/minute* (colour) and 75 pages/minute* (monochrome), our premium DocuCentre models deliver optimal performance, including outstanding image quality, high energy efficiency and solid durability. Thanks to support for cloud services and enhanced compatibility with mobile devices (such as smartphones and tablets), you can input and output while on the go for even greater convenience.

DocuCentre-V series satisfies your need for speedy business development.

* A4 LEF. For DocuCentre-V C7785.

	DocuCentre-V C7785	DocuCentre-V C6685	DocuCentre-V C5585
Copy Print			
Colour	70 ppm ^{*1}	60 ppm ^{*1}	50 ppm ^{*1}
B/W	75 ppm ^{*1}	65 ppm ^{*1}	55 ppm ^{*1}

Fax Super G3 Supported

Scan Colour, B/W : 100 ppm^{*2}
1 pass, 2 sided scanning : 200 ppm^{*2}

*1: A4 LEF

*2: Fuji Xerox Standard Paper (A4 LEF), 200 dpi, to Folder.

* The photo shows the DocuCentre-V C7785 ,C3 Finisher with Booklet Maker.



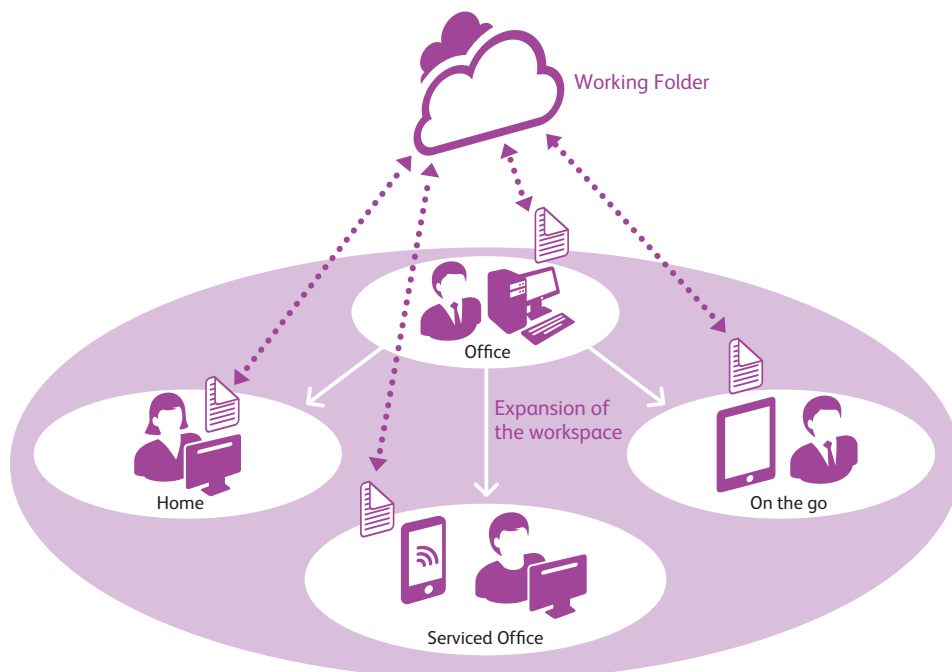
DocuCentre-V C7785 / C6685 / C5585

Work wherever you are, however you like.

On the road, at home, dashing off to a client in the morning, or returning home in the evening. There's no doubt about it: Workstyles are changing.

To support people in all facets of their jobs, Fuji Xerox offers comprehensive mobile computing functions and keeps everyone connected via the Cloud.

We always look for ways to help bring out your best, wherever and however you work.



Smooth, impressive client presentations

Eliminate the hassle and worry of lugging around bulky, confidential documents.

Working Folder, our Cloud-based document sharing service, keeps your documents secure and your briefcase light.

Use a PC or Fuji Xerox multifunction device to store documents in Working Folder, then access and view with a smart device while at your client's office.

You can also print from a tablet or smartphone to multifunction devices when out of the office via wireless LAN.

Speed and quality for faster, more efficient business

Boosting Productivity and User Friendliness

The new DocuCentre-V series includes features that deliver genuine productivity gains. These include a high quality output resolution of 2400 dpi.

High-speed continuous output is available in both monochrome and colour, to suit your current priorities, and you know you can count on superior engine reliability.



Real 2400 dpi High Resolution

The DocuCentre-V series is capable of achieving a full-colour output resolution of 2400 dpi. Fuji Xerox has adopted Multibeam Scan technology with the vertical cavity surface emitting laser VCSEL, which emits 32 beams. The HQ digital screen "MACS" technology provides a much smoother representation of gradation and halftone. Bi-directional image and edge enhancement processes produce crisp, smooth text and fine lines.

High Speed Scanning at 200 ppm

The DocuCentre-V series uses a dedicated colour sensor to scan both sides of documents simultaneously. This "one path duplex scanning" feature combines Fuji Xerox's new "Power LED", which offers the brilliance of a Xenon lamp using just a quarter of the power, and the improved CCD sensor, maintaining high image quality and limiting power consumption. The combination of high image quality, high speed scanning and lower energy use will deliver tangible benefits to every office environment.

* Our standard document (A4 LEF), 200 dpi, stored to folders.

Auto Duplex Print on Heavy Paper

The new DocuCentre-V series can handle coated and art paper from 64 gsm to 300 gsm, and will print at 50 sheets/min¹ for 176 gsm and coated 150 gsm². The paper feeding system has been upgraded to allow auto duplex printing even on heavy grades of paper up to 220 gsm.

*1: With DocuCentre-V C7785, Colour Gloss Off mode, and A4 SEF.

*2: With DocuCentre-V C7785, Colour Gloss Off mode, A4 SEF, and Offset Catch Tray/Single Catch Tray connection.

Various File Formats and Processing Supported

Users can convert scanned documents and data to numerous file formats including TIFF, JPEG, DocuWorks document, PDF and XPS¹ before you send them by email. OCR processing can assist in searching for and compressing documents to reduce their size for e-mail communications², and password settings can also be set.

*1: Stands for XML Paper Specification.

*2: Optional.

Conversion to Editable Word and Excel Files

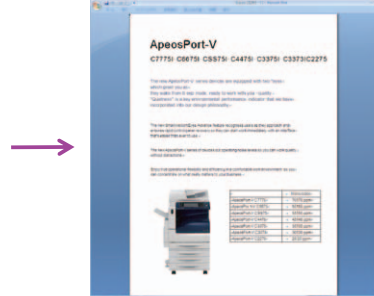
Scanned data can also be converted to files in Word or Excel format, and hardcopy documents can be converted into editable digital documents. The DocuCentre-V series devices can also convert tables and illustrations to objects suitable for reproduction with Word and Excel.

* Optional.

An auxiliary function that allows you to reuse materials such as text, tables, shapes, and photos on paper documents. However, we cannot guarantee the accuracy when they are reused.



Output media



Word data

"A3 with Crop Mark" Support

With paper up to 330 x 457 mm in size loaded in Tray 1 in the printer unit, you can print documents with A3 full crop marks. Solid and halftone colour images can also be imaged on A3 size paper sheets, so you have unlimited potential to produce captivating A3 documents and marketing material.



A3 Output Sample with Crop Mark

Data Compression Cuts Transmission Loads

Data compression is applied during full colour document scanning so the file size is smaller. When originals use fewer colours, the full-colour scanned document will be reduced in file size to a monochrome equivalent. This reduces the file size of e-mail attachments, and speeds up communication.

Print in different environments

The DocuCentre-V series can be shared and printing can be performed in two independent network environments. With two network ports, you can maximise the use of the multifunction device while maintaining tight security of having separate network.

* Optional.

* Print function only. Supported protocol: TCP/IP (lpd, Port9100) only.

Easy printing wherever you are

Print Utility for iOS / Android

This free Fuji Xerox application lets you output web pages, pictures, DocuWorks and PDF documents^{*1}, and import scanned documents to mobile devices. You can configure it to print N-up and duplex. Server-less On-demand printing^{*2} is also available by assigning authentication information. Additionally, the application is supported by standard printing frameworks on Android™ OS 4.4 or later. More applications allow output using Print Utility for Android.

* Print Utility can be downloaded for free from the App Store (iOS) or Google Play™(Android).

*1: Outputting DocuWorks and PDF documents requires DocuWorks Viewer Light for iPhone/iPad or DocuWorks Viewer Light for Android.

*2: Optional.

Google Cloud Print

By registering the multi-function device with Google Cloud Print, you can output documents via the cloud from Android™ devices, Chromebook™ and computers. Giving permission to office visitors provides them with a printing environment without connecting to your Intranet.

* Google Cloud Print is a web printing service from Google.



Wi-Fi Direct®

Wi-Fi Direct® can be used with a wireless LAN adaptor. You can connect personal mobile devices directly to the multi-function device then print. Using a wireless LAN access point allows you to separate connections from business mobile devices and computers on an Intranet.

* Optional.

AirPrint

Supports AirPrint, iOS and OS X standard print functions. You can output e-mails and documents created with Apple applications, including Safari, Map, Numbers, Pages and Keynote, and Microsoft applications such as Word, Excel and PowerPoint.



Mopria® Print

You can output on a Mopria-certified device from Mopria Print Service* installed on mobile devices without installing different printing applications of models or manufacturers.

* Mopria Print Service can be downloaded for free from Google Play™. (Android™ 4.4 or later)



Feature-rich and easy to use

Easy Fingertip Control.

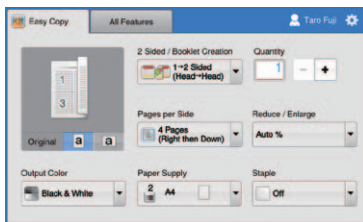
The new DocuCentre-V series take advantage of technology seen in smartphones and tablets by enabling users to operate the devices intuitively, for faster and more efficient production. Four different gestures – tap, double-tap, drag and flick – can be used to scroll and switch functions smoothly and quickly.

* Pinch in and pinch out operations (zooming in/out with two fingers) are not supported.

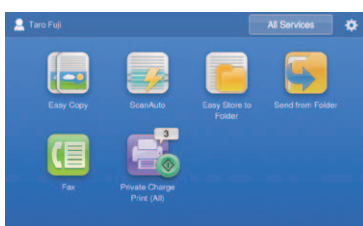


Simpler Operations

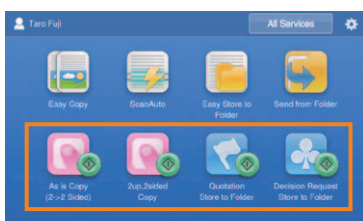
Operation screens can be simplified and made easier than ever to navigate by installing a free optional software application – EasyUI Solution 3. This offers individual users a simple and easy-to-use operation screen, reducing working time.



Easy Copy lets you preview copy jobs – for example, N-up, two-sided and stapled – when you set these functions. Any finishing applications for Private Charge Print jobs can also be previewed before printing. This eliminates set-up mistakes and reduces waste from unnecessary printing and copying errors.



Users can also create a customised menu screen showing their most frequently used function buttons. As the device authenticates the user, their personal screen is displayed so they can start working immediately.



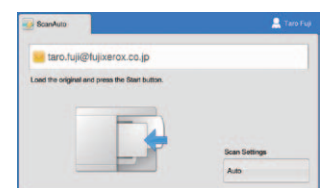
You can register most frequently used settings for Easy Copy and Easy Store to Folder as a One-touch App. This lets you start copying or scanning at the touch of a button on the Custom Menu.

Simpler Scanning Operation

Scanning failure happens often. Settings are too many and complex. Manual setup every time for routine task is troublesome. In order to solve such problems, installed applications improve scanning usability and offer automatic operation.

Easier scanning for personal use

ScanAuto determines paper orientation and simplex/ duplex for you. Blank pages are automatically detected then deleted. Destinations for scanned data can be selected from the send history. Moreover, when authenticated, your e-mail address will be automatically input.

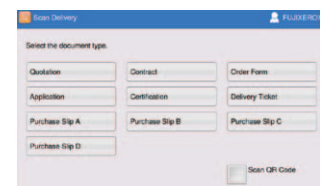


* ScanAuto is pre-installed, but must be configured before use.

Easy to scan and save file for individual work

Scan Delivery* provides automatic operation to name a file in accordance with pre-defined rule and save scanned data directly in specified folder instead of using PC to save them. You can improve operating efficiency in routine scanning task.

* Optional.



Authentication Based on Registered User Information

DocuCentre checks user information registered on the machine to manage authentication, when local authentication is enabled. The job history function can tally usage of the device on a user basis. By adding a built-in IC Card Reader* to the device, IC Card authentication can be used. This feature can also provide access control to specific functions on the device, enhancing both security management and user convenience.

*Optional.



Built-in IC Card Reader

IC Card Reader

IC Card Reader for HID Prox



External IC Card Reader

Do Your Own Colour Corrections

You can perform your own colour corrections using the correction tool “ColorProfileTuner”, which runs on a PC. You no longer need to be an expert in colour correction to improve the quality of your images. Just do it yourself! You can also ensure that colour reproduction of colour logos and promotional material is precise and meets corporate guidelines.

Adjust on the display



Adjust brightness and sharpness

Check the output

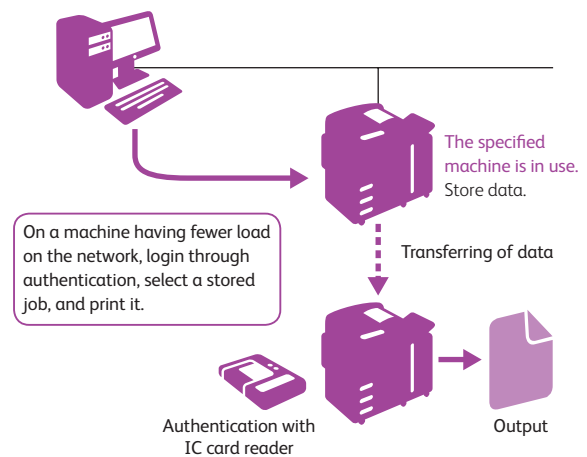


Adjust brightness and sharpness

Printable from Any Machine on Demand

After a job has been sent to the device, users can choose the “Server-less On-demand” feature to print it from any machine on the network on demand, simply by logging on to the machine. Even if the selected device is in use, users can choose their job from another machine and print it. No dedicated server is required for this feature. It is also possible to use up to five devices in this way by grouping them – for example, by floor or workgroup.

* Optional.



Leverage of Timely Information with Paperless Fax

[Receiving]

Received fax documents can be sorted into different device folders by dial number or G3ID. After viewing the thumbnails, users can choose to print only designated documents. As soon as fax documents are received in a folder, they can also be sent as a fax, printed, sent as an e-mail, transferred via FTP, and transferred via SMB automatically.



[Sending]

Direct Fax (sending fax directly from PC) can also be used. Sent fax documents can also be saved as PDF and sent as e-mail attachments.

[Reject]

Allows administrators to block incoming faxes from certain numbers and anonymous numbers.

Offices Using Five or More Devices

By utilising ApeosWare Management Suite 2*, administrators can distribute print drivers, restrict use of the device to certain accounts, gather print counts, improve running efficiency, automate distribution processes and manage job logs. These applications make it a simple task to plan and manage usage of the device, while maintaining full security.

* Software sold separately.

User- and environment-friendly

Save Power without Sacrificing User Convenience

Fuji Xerox's "Smart Power Saver" technology controls energy use when it isn't required.



No Power Applied to Units not Used, Saving Power

Save Power

Why use power when you don't need to? Fuji Xerox's "Smart Power Saver" technology controls energy use when it isn't required. When the device wakes up from Sleep mode, power is only applied to the functions to be used, not the whole device. This effectively reduces power consumption, but doesn't affect performance or interfere with the user's activities.

Cut Noise Levels

Reducing noise levels in offices is a key environmental initiative by Fuji Xerox. Noise generated by fans in output devices and the document feeder can be reduced if they are not used. At wake-up from Sleep mode, output or scanning devices that are not being used are not powered up. This power saving technology saves energy and significantly reduces noise in offices.

Start Working Immediately

You don't have to wait for the device to wake up from Sleep mode. Using Smart Power Saver, the control panel is ready to work two seconds after you press the Energy Saver button.

Power LED Delivers Brilliant Scanning

Our new "Power LED" delivers a level of brilliance equivalent to a Xenon lamp, yet uses only a quarter of the power. Combined with an improved CCD sensor, it delivers scanning speeds up to 100 sheets/minute without increasing power consumption, and ensures high image quality. These technologies deliver the performance and reliability you expect in all scanning operations, with the bonus of lower energy costs.

EA-Eco Toner Reduces Thermal Emissions

Fuji Xerox uses "EA-Eco Toner" containing base materials that melt at a lower temperature than conventional toner. This can reduce power consumption during the fusing process, and delivers vibrant glossy images. The use of fusing oil is no longer necessary because wax is incorporated in the toner particles, so you can attach sticky notes or write on the printed surface without marking it.

Extra Functionality in Finishing



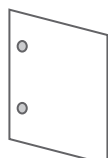
A “Z Fold Half sheet” folding capability is now available.

Further Finishing Functions with Introduction of our new finishers that supports “Tri-fold”




Stapling*¹

Stapling multiple pages documents, such as meeting materials into sets, is available.



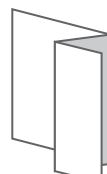
Punch

A hole punch process can be used for filing documents in binders.



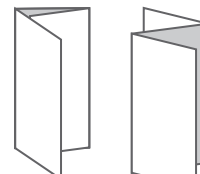
Saddle Staple

This Single Fold and stapling process is ideal for creating catalogues and booklets.



Z Fold Half sheet*²

Z Fold Half sheet is a useful method to combine A3 documents into A4 size.







Tri-fold*²

The C-fold is useful when creating materials enclosed in envelopes.

*1: Dual / four-position stapling (parallel) is available with D2P Finisher with Booklet Maker.

*2: Folder Unit is required.

	C3 Finisher	C3 Finisher with Booklet Maker	C3 Finisher with Booklet Maker + Folder Unit CD1	D2P Finisher with Booklet Maker + D2 Folder Unit
				
Stapling thickness	50 sheets	50 sheets	50 sheets* ¹	100 sheets* ¹
Punch	2/4 hole punch* ² or 2/3 hole punch* ³	2/4 hole punch* ² or 2/3 hole punch* ³	2/4 hole punch* ² or 2/3 hole punch* ³	2/4 hole punch or 3 hole punch* ⁴
Saddle Staple	—	○	○	○
Single Fold	—	○	○	○
Tri-fold	—	—	○* ⁵	○* ⁶
Z Fold Half sheet	—	—	○* ⁵	○* ⁶
Tray capacity* ⁷	Output tray	500 sheets	500 sheets	500 sheets
	Finisher tray	3000 sheets	1500 sheets	1500 sheets

*1: Staple capacity decreases when Z-fold sheets are mixed.

*2: 2/4 Hole Punch Kit for C3 Finisher is required.

*3: US 2/3 Hole Punch Kit for C3 Finisher is required.

*4: 3 Hole Punch Kit is required. 2/4 Hole Punch Kit cannot be attached at the same time.

*5: Folder Unit CD1 is required. Can also be installed on C3 Finisher.

*6: D2 Folder Unit is required.

*7: 64 gsm paper in A4 size.

Note: C3 Finisher or C3 Finisher with Booklet Maker requires Transport Unit V1.

Standard Capacity of 3260 Sheets

The standard configuration can hold a total of 3260 sheets - 3010 sheets* in four trays and 250 sheets* in bypass tray. In addition, an optional High Capacity Feeder which can hold up to 2000 sheets* of A4-size media (one tray) is available. It can also support large-volume output demands.

* 80 gsm paper.



A3 oversized tray is also available

The High Capacity Feeder B1-S is also available to accommodate up 2000 sheets* sized 330 x 488 mm, in weights ranging from 64 to 300 gsm. The Air Assist feature ensures stable feeding of media such as coated paper. The upper section can be used to house consumables.

* 80 gsm paper.



Specifications of DocuCentre-V C7785 / C6685 / C5585

Basic Specifications/Copy Function

Item		DocuCentre-V C7785	DocuCentre-V C6685	DocuCentre-V C5585
Type		Console		
Memory capacity		3 GB (Max: 3 GB)		
Hard disk capacity ^{*1}		320 GB or larger (Usable space: 128 GB)		
Colour Capability		Full Colour		
Scan Resolution		600 x 600 dpi		
Printing Resolution		2400 x 2400 dpi (High Resolution Photo) 600 x 600 dpi (Text / Text-Photo / Photo / Map)		
Warm-up Time		90 seconds or less, 90 seconds or less if the main power is on (At room temperature 23°C)		
Original Size		Maximum of 297 x 432 mm (A3, 11 x 17") for both Sheet and Book		
Paper Size	Max	SRA3 (320 x 450 mm), 13 x 18" (330 x 457 mm) [13 x 19.2" (330 x 488 mm) when using Bypass Tray]		
	Min	A5 [Postcard (100 x 148 mm) and Quadrate NO.3 Envelope (120 x 235 mm) when using Bypass Tray]		
	Image loss width	Lead Edge 4.0 mm, Trail Edge 4.0 mm, Right & Left Edges 3.5 mm		
Paper Weight ^{*2}	Paper Tray	64 to 220 gsm		
	Bypass Tray	64 to 300 gsm		
First Copy Output Time		B/W : 4.1 sec.(A4 LEF / Monochrome priority mode) Colour : 6.5 sec.(A4 LEF / Colour priority mode)		
Continuous Copy Speed ^{*3}	A4 LEF / B5 LEF	B/W: 75 ppm Colour: 70 ppm	B/W: 65 ppm Colour: 60 ppm	B/W: 55 ppm Colour: 50 ppm
	A4 / B5	B/W: 54 ppm Colour: 51 ppm	B/W: 47 ppm Colour: 44 ppm	B/W: 40 ppm Colour: 36 ppm
	B4	B/W: 44 ppm Colour: 39 ppm	B/W: 39 ppm Colour: 36 ppm	B/W: 33 ppm Colour: 30 ppm
	A3	B/W: 37 ppm Colour: 35 ppm	B/W: 33 ppm Colour: 30 ppm	B/W: 27 ppm Colour: 25 ppm
Paper Tray Capacity ^{*4}	Standard	500 sheets x 2-tray + 870 sheets + 1140 sheets + Bypass Tray 250 sheets		
	Optional	HCF2 : 2000 sheets HCF B1-S : 2000 sheets		
	Max	5260 sheets [Standard + HCF2 or HCF B1-S]		
Output Tray Capacity ^{*4}		500 sheets (Simple Catch Tray)		
Power Supply		AC220-240 V +/- 10 %, 10 A, 50/60 Hz common		
Maximum Power Consumption		2.4 kW or less (AC220-240 V +/- 10%) Sleep Mode: 1.0 W or less Low Power Mode: 107 W or less Ready Mode: 192 W or less		
Dimensions		[9" WVGA UI] W 700 x D 804 x H 1154 mm [Large Size UI] W 1022 x D 804 x H 1392 mm		
Weight ^{*5}		[9" WVGA UI] 240 kg [Large Size UI] 247 kg		

*1 The Storage Hard disk capacity is not totally available for customers.
*2 You are encouraged to use paper recommended by Fuji Xerox. Printing may not be performed correctly depending on the conditions of usage.
*3 The speed may be reduced due to the image quality adjustment.
*4 80 gsm paper.
*5 Excluding Toner Cartridge.

Scan Function

Item	Description
Type	Colour Scanner
Scan Resolution	600 x 600 dpi, 400 x 400 dpi, 300 x 300 dpi, 200 x 200 dpi
Scan Speed ^{*1}	B/W: 100 ppm, Colour: 100 ppm (1 pass, 2 sided scanning, B/W: 200 ppm, Colour: 200 ppm) [Fuji Xerox Standard Paper (A4 LEF), 200dpi, to Folder.]
Interface	Standard Ethernet 100BASE-TX / 10BASE-T
	Optional Ethernet 1000BASE-T

*1 The scanning speed varies depending on the documents.

Print Function

Item		Description
Type		Built-in type
Continuous Print Speed ¹		Same as the Basic Specifications / Copy Function
Printing Resolution		600 x 600 dpi, 1200 x 1200 dpi, 2400 x 2400 dpi
Page Description Language	Standard	PCL5 / PCL6
	Optional	Adobe® PostScript® 3™
Supported Operating System	Standard (PCL Driver)	Windows 10 (32bit), Windows 10 (64bit), Windows 8.1 (32bit), Windows 8.1 (64bit), Windows 8 (32bit), Windows 8 (64bit), Windows 7 (32bit), Windows 7 (64bit), Windows Vista (32bit), Windows Vista (64bit), Windows Server 2019 (64bit), Windows Server 2016 (64bit), Windows Server 2012 R2 (64bit), Windows Server 2012 (64bit), Windows Server 2008 R2 (64bit), Windows Server 2008 (32bit), Windows Server 2008 (64bit), Windows Server 2003 (32bit), Windows Server 2003 (64bit)
	Standard (Mac OS X Driver)	macOS 10.14/10.13/10.12, OS X 10.11/10.10/10.9/10.8, Mac OS X 10.7/10.6/10.5
	Optional (Adobe® PostScript® 3™ Driver)	Windows 10 (32bit), Windows 10 (64bit), Windows 8.1 (32bit), Windows 8.1 (64bit), Windows 8 (32bit), Windows 8 (64bit), Windows 7 (32bit), Windows 7 (64bit), Windows Vista (32bit), Windows Vista (64bit), Windows Server 2019 (64bit), Windows Server 2016 (64bit), Windows Server 2012 R2 (64bit), Windows Server 2012 (64bit), Windows Server 2008 R2 (64bit), Windows Server 2008 (32bit), Windows Server 2008 (64bit), Windows Server 2003 (32bit), Windows Server 2003 (64bit) macOS 10.14/10.13/10.12, OS X 10.11/10.10/10.9/10.8, Mac OS X 10.7/10.6
Interface	Standard	Ethernet 100BASE-TX / 10BASE-T, USB2.0
	Optional	Ethernet 1000BASE-T ²

*1 The speed may be reduced due to the image quality adjustment. The printing speed may be reduced depending on the document.
*2 When this option is equipped, Ethernet 100BASE-TX/10BASE-T will not be available.

Fax Function (Optional)

Item	Description
Original Size	Max: A3, 11 x 17", Long document (Longest600 mm)
Recording Paper Size	Max: A3, 11 x 17" Min: A5
Transmission Time	2 seconds and more but fewer than 3 seconds ^{*1}
Transmission Mode	ITU-T G3
Applicable Lines	Telephone subscriber line, PBX, Fax communication (PSTN), Maximum 3 ports ^{*2} (G3-3 ports)

*1 When A4 size document with approximately 700 characters is transmitted in standard image-quality (8 x 3.85 lines / mm) and in high-speed mode (28.8 kbps or faster, JBIG). Only indicates the time for transmitting the image information and does not include the communication control time. The total communication time will vary depending on the contents of the document, the type of machine receiving the fax, and line condition.
*2 No. of FAX lines is up to 3 ports. Port refers to number of channels for FAX.

Duplex Automatic Document Feeder

Item	Description
Original Size	Max: A3, 11 x 17" Min: A5 ^{*1}
Paper Weight	38 to 200 gsm (In Duplex: 50 to 200 gsm)
Capacity ^{*2}	250 sheets
Feeding Speed (A4 LEF Simplex)	B/W: 80 ppm Colour: 75 ppm

*1 The minimum custom size is 139.7 x 139.7 mm.
*2 64 gsm paper.

HCF2 (2000sheets) (Optional)

Item	Description
Paper Size	A4 LEF, Letter LEF, B5 LEF
Paper Weight	64 to 220 gsm
Feeding Capacity / Number of Tray ^{*1}	2000 sheets x 1-tray
Dimensions	W 389 x D 610 x H 377 mm
Weight	29 kg

*1 80 gsm paper.

HCF B1-S (Optional)

Item	Description
Paper Size	Postcard (100 x 148 mm) ^{*1} , B5, B5 LEF, 8 x 10" LEF (203 x 254 mm), Letter, Letter LEF, A4, A4 LEF, 8.5 x 13" (216 x 330 mm), Legal, B4, A3, 11 x 17", 12 x 18" (305 x 457 mm), 12.6 x 17.7" (320 x 450 mm), 12.6 x 19.2" (320 x 488 mm), 13 x 18" (330 x 457 mm), 13 x 19" (330 x 483 mm)
Paper Weight	64 to 300 gsm
Feeding Capacity / Number of Tray ^{*2}	2000 sheets x 1-tray
Power Supply ^{*3}	AC220-240 V +/- 10 %, 1.5 A, 50/60 Hz common
Dimensions	W 988 x D 762 x H 992 mm
Weight	160 kg ^{*4}

Note When installing the both HCF B1-S and Large Size UI, not only Large Size UI Installation Kit but also Large Size UI Installation Kit 2 are required.
*1 When using postcard guide.
*2 80 gsm paper.
*3 Additional Power Cord (optional) is required.
*4 Excluding Bypass tray and operational panel.

C3 Finisher / C3 Finisher with Booklet Maker (Optional)

Item		C3 Finisher	C3 Finisher with Booklet Maker
Type	Output Tray	Sort / Stack	
	Finishing Tray	Sort (Offset available) / Stack (Offset available)	
	Booklet Tray	— / Sort / Stack	
Paper Size	Output Tray	Max: 13 x 19" (330 x 483 mm), 12.6 x 19.2" (320 x 488 mm) Min: Postcard (100 x 148 mm)	
	Finishing Tray	Max: 13 x 19" (330 x 483 mm), 12.6 x 19.2" (320 x 488 mm) Min: B5 LEF	
	Booklet Tray	—	Max: 13 x 18" (330 x 457 mm) Min: B5
Paper Weight	Output Tray	64 to 300 gsm	
	Finishing Tray	64 to 300 gsm	
	Booklet Tray	—	64 to 220 gsm
Paper Capacity*1	Output Tray	500 sheets (A4)	
	Finishing Tray	(Without Stapling) A4: 3000 sheets B4or larger: 1500 sheets Mixed Size Stacking ² : 300 sheets (With Stapling) A4: 200 sets or 3000 sheets B4or larger: 100 sets or 1500 sheets Mixed Size Stacking ² : 70 sets or 200 sheets	(Without Stapling) A4: 1500 sheets B4or larger: 1500 sheets Mixed Size Stacking ² : 300 sheets (With Stapling) A4: 200 sets or 1500 sheets B4or larger: 100 sets or 1500 sheets Mixed Size Stacking ² : 70 sets or 200 sheets
	Booklet Tray	—	20 sets ³
Staple	Capacity	50 sheets (90 gsm or less) ⁴	
	Paper Size	Max: A3, 11 x 17" Min: B5 LEF	
	Position	Single stapling, Dual stapling	
Punch ⁵	Number of Holes	2-hole / 4-hole punch or 2-hole / 3-hole punch (US Specifications)	
	Paper Size	A3, 11 x 17", B4, A4 ⁶ , A4 LEF, Letter ⁶ , Letter LEF, B5 LEF, 7.25x10.5" (184 x 267 mm), 8 x 10" (203 x 254 mm) ⁶ , 16K (194 x 267 mm), Cover A4 (223 x 297 mm), 9 x 11" (229 x 279 mm), 215 x 315 mm, 8.5 x 13" (216 x 330 mm) ⁶ , Legal, 11 x 15" (279 x 381 mm), 8K (267 x 388 mm)	
	Paper Weight	64 to 200 gsm	
Booklet Finishing	Capacity	—	Saddle Staple: 16 sheets ⁷ Middle-Fold: 5 sheets Single Fold: 1 sheet
	Paper Size	—	Max: 13 x 18" (330 x 457 mm) Min: B5
	Paper Weight	—	Saddle Staple: 64 to 220 gsm Middle-Fold: 64 to 220 gsm Single Fold: 64 to 220 gsm
Dimensions ⁸		W 840 x D 589 x H 1056 mm When Folder Unit CD1 is installed: W 1023 x D 726 x H 1056 mm	W 898 x D 589 x H 1056 mm When Folder Unit CD1 is installed: W 1083 x D 726 x H 1056 mm
Weight		44 kg When Folder Unit CD1 is installed: 100 kg	61 kg When Folder Unit CD1 is installed: 117 kg

Note Transport Unit V1 is required.

*1 64 gsm paper.

*2 When larger size sheets are stacked on top of smaller size sheets.

*3 When the output paper size is the same.

*4 Up to 65 sheets can be stapled when the C3 Finisher Staple Unit 65 Sheets is installed. However, depending on the paper type, incorrect stapling such as uneven edge alignment of sets may occur.

*5 Optional

*6 3-hole punch is not applicable.

*7 The maximum number of sheets varies depending on the type of paper used for the cover. The booklet may become unfolded depending on the paper size or the type of paper used.

*8 Main Unit + Finisher + Transport Unit V1; when the Extension Tray is fully extended.

D2P Finisher with Booklet Maker (Optional)

Item		Description
Type	Output Tray	Sort / Stack
	Finishing Tray	Sort (Offset available) / Stack (Offset available)
	Booklet Tray	Sort / Stack
Paper Size	Output Tray	Max: 13 x 19" (330 x 483 mm), 12.6 x 19.2" (320 x 488 mm) Min: Postcard (100 x 148 mm)
	Finishing Tray	Max: 13 x 19" (330 x 483 mm), 12.6 x 19.2" (320 x 488 mm) Min: B5 LEF
	Booklet Tray	Max: 13 x 18" (330 x 457 mm) Min: A4, Letter
Paper Weight	Output Tray	64 to 300 gsm
	Finishing Tray	64 to 300 gsm
	Booklet Tray	64 to 220 gsm
Paper Capacity ¹	Output Tray	500 sheets (A4)
	Finishing Tray	[Without Stapling] A4: 2000 sheets, B4 or larger: 1500 sheets, Mixed Size Stacking*2 : 300 sheets [With Stapling] A4: 200 sets or 2000 sheets, B4 or larger: 100 sets or 1500 sheets
	Booklet Tray	20 sets ³
Staple	Capacity	100 sheets ⁴ (90 gsm or less)
	Paper Size	Max: A3, 11 x 17" Min: B5 LEF
	Position	Single stapling, Dual stapling, Four-position stapling ⁵
Punch	Number of Holes	2-hole / 4-hole punch or 2-hole / 3-hole punch (US Specifications)
	Paper Size	A3 ⁶ , 11 x 17" ⁶ , B4, A4, A4 LEF ⁶ , Letter, Letter LEF ⁶ , B5 LEF, 7.25 x 10.5" LEF (267 x 184 mm) ⁶ , 8 x 10" (203 x 254 mm), 8 x 10" LEF (254 x 203 mm), 16K LEF (267 x 194 mm) ⁶ , Cover A4 LEF (297 x 223 mm) ⁶ , 9 x 11" (229 x 279 mm) ⁶ , 215 x 315 mm, 8.5 x 13" (216 x 330 mm), Legal, 11 x 15" (279 x 381 mm) ⁶ , 8K (267 x 388 mm) ⁶
	Paper Weight	64 to 220 gsm
Booklet Finishing	Capacity	Saddle Staple: 20 sheets ⁷ Middle-Fold: 5 sheets Single Fold: 1 sheet
	Paper Size	Max: 13 x 18" (330 x 457 mm) Min: A4, Letter
	Paper Weight	Saddle Staple: 64 to 220 gsm Middle-Fold: 64 to 220 gsm Single Fold: 64 to 220 gsm
Interposer ⁸	Paper Size	Max: A3, 11 x 17", Min: B5 LEF
	Paper Weight	64 to 220 gsm
	Paper Capacity ¹	200 sheets
Power Supply ⁹		AC220-240 V +/- 10 %, 1 A, 50/60 Hz common
Maximum Power Consumption		240 W or less
Dimensions		W 1050 x D 725 x H 1165 mm ¹⁰ When D2 Folder Unit is installed: W 1250 x D 725 x H 1165 mm ¹⁰
Weight		135 kg When D2 Folder Unit is installed: 175 kg

*1 64 gsm paper.

*2 When larger size sheets are stacked on top of smaller size sheets.

*3 Paper may not be accepted depending on paper type and other usage conditions.

*4 65 sheets for sizes exceeding A4 or letter. The staple capacity may be less than 100 sheets for paper that is larger than 80 gsm.

*5 Only available on A4 landscape and 8.5 x 11".

*6 4-hole punching available.

*7 19 sheets with a cover.

*8 Nothing will be printed on the sheets loaded in the Interposer.

*9 Power supply separate from the main unit is required.

*10 When the Extension Tray is pulled out.

Folder Unit (Optional)

Item		Folder Unit CD1 (C3 Finisher / C3 Finisher with Booklet Maker)	D2 Folder Unit (D2P Finisher with Booklet Maker)
Z Fold Half Sheet	Paper Size	A3, 11 x 17", B4	
	Paper Weight	64 to 90 gsm	
Tri-fold	Paper Size	A4, Letter	
	Paper Weight	64 to 90 gsm	
	Paper Capacity ¹	40 sheets	
Power Supply		AC220-240 V +/- 10 %, 0.6 A, 50/60 Hz common ²	(—) (Supplied via D2P Finisher with Booklet Maker)
Maximum Power Consumption		144 W or less (AC220-240 V +/- 10 %)	(—) (Supplied via D2P Finisher with Booklet Maker)
Dimensions		W 232 x D 726 x H 991 mm	W 200 x D 725 x H 1165 mm ³
Weight		53 kg	40 kg

*1 64 gsm paper.

*2 When equipped with a folder unit, a power source separate from the main unit is required.

*3 Depth and Height indicate the depth and height when connected with a D2P Finisher with Booklet Maker.

Notes

- 1) If the storage media (such as hard disk drives) of the base unit fail, loss of received data, accumulated data, registered setting data, etc. may occur. In no event shall Fuji Xerox be liable for any damages whatsoever arising from loss of data.
- 2) Functional spare parts will be available for at least 7 years after the product is no longer manufactured.
- 3) The available model varies depending on the country/region. Please ask the sales representatives for details.

All product names and company names mentioned in this brochure are trademarks or registered trademarks of their respective companies. The product specifications, appearance and other details in this brochure are subject to change without notice for improvements.

Reproduction Prohibitions Please note that reproduction of the following is prohibited by law : Domestic and foreign currencies, government-issued securities, and national bonds and local bond certificates. Unused postage stamps, post cards, etc. Certificate stamps stipulated by law. Reproducing works forming the subject matter of copyright (literary works, musical works, paintings, engravings, maps, cinematographic works, drawings, photographic works, etc.) is not permitted unless the reproduction is for the purpose of personal use, family use or other similar uses within a limited circle.



Ready



For Your Safety

Before using the product, read the Instruction Manual carefully for proper use. Use the product with the power source and voltage specified. Be sure to establish ground connection. Otherwise, electronic shock may result in the case of a failure or short circuit.

For more information or detailed product specification, please call or visit us at

Fuji Xerox Philippines, Inc.

25th Floor, SM Aura Tower,
26th St. Corner McKinley Parkway,
Taguig City 1630 Philippines
Tel. 632-878-5200

<https://www.fujixerox.com.ph/>

